

Attending Online Lectures using Google Meet





جامعة الأمير سلطان
PRINCE SULTAN
UNIVERSITY



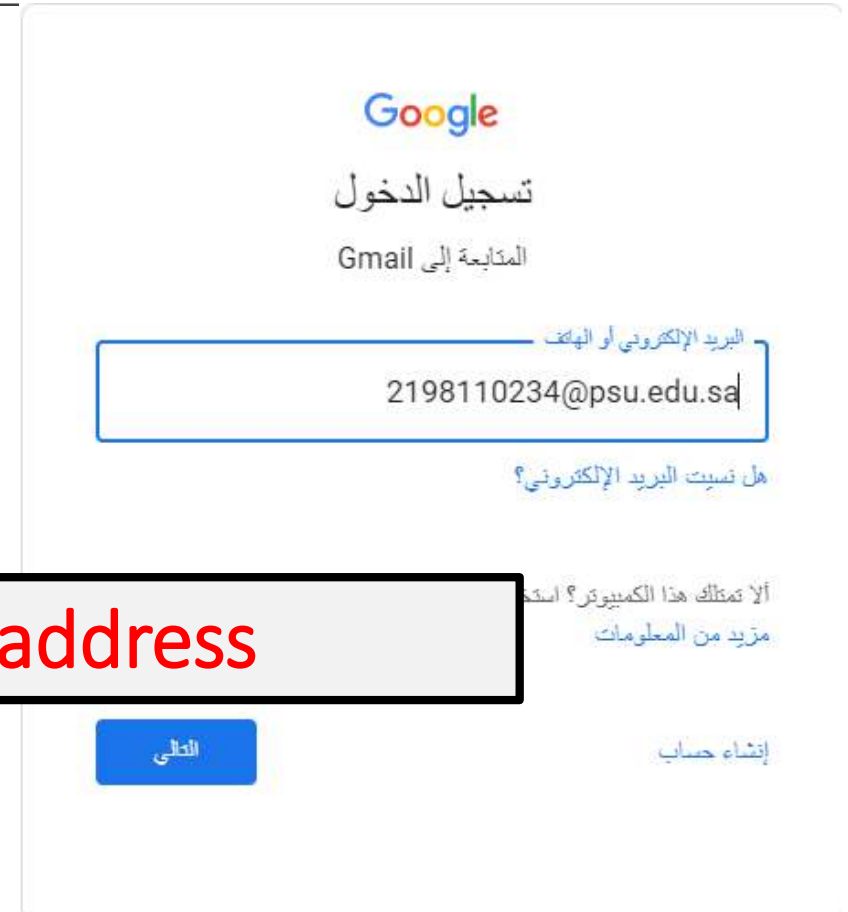
Important Tip

You must have logged into your PSU email account

Just Open Google Chrome and type
mail.google.com



Enter your complete email address



Note: Check your email daily for all notifications and official news


Lecture Notification

You will receive Lecture Notification and can attend lecture by **Three** Ways using your PSU account



EMAIL

mail.google.com



Google Calendar

calendar.google.com



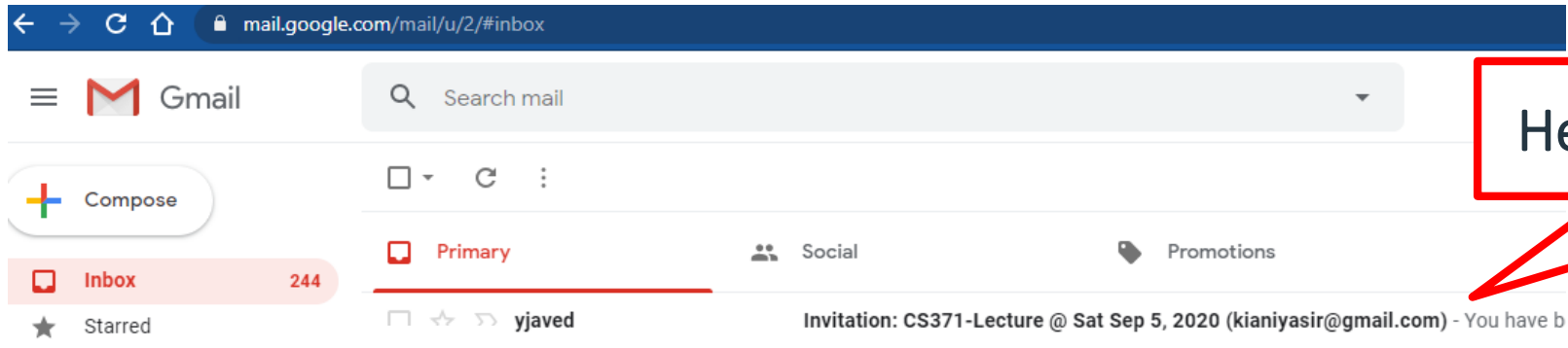
LMS

<https://lms.psu.edu.sa>



Using your PSU email

You will receive an email from your Instructor about Lecture Link



Here is the Lecture Invitation



Using your PSU email

Open your email



yjaved@psu.edu.sa
to me



CS371-Lecture

[View on Google Calendar](#)

When Sat

Who yjaved@psu.edu.sa

Yes

No

No

More options

Click **Yes** to Receive Notifications and Add lectures to your Google Calendar

You have been invited to the following event

CS371-Lecture

When Sat Sep 5, 2020

Joining info Join with Google Meet

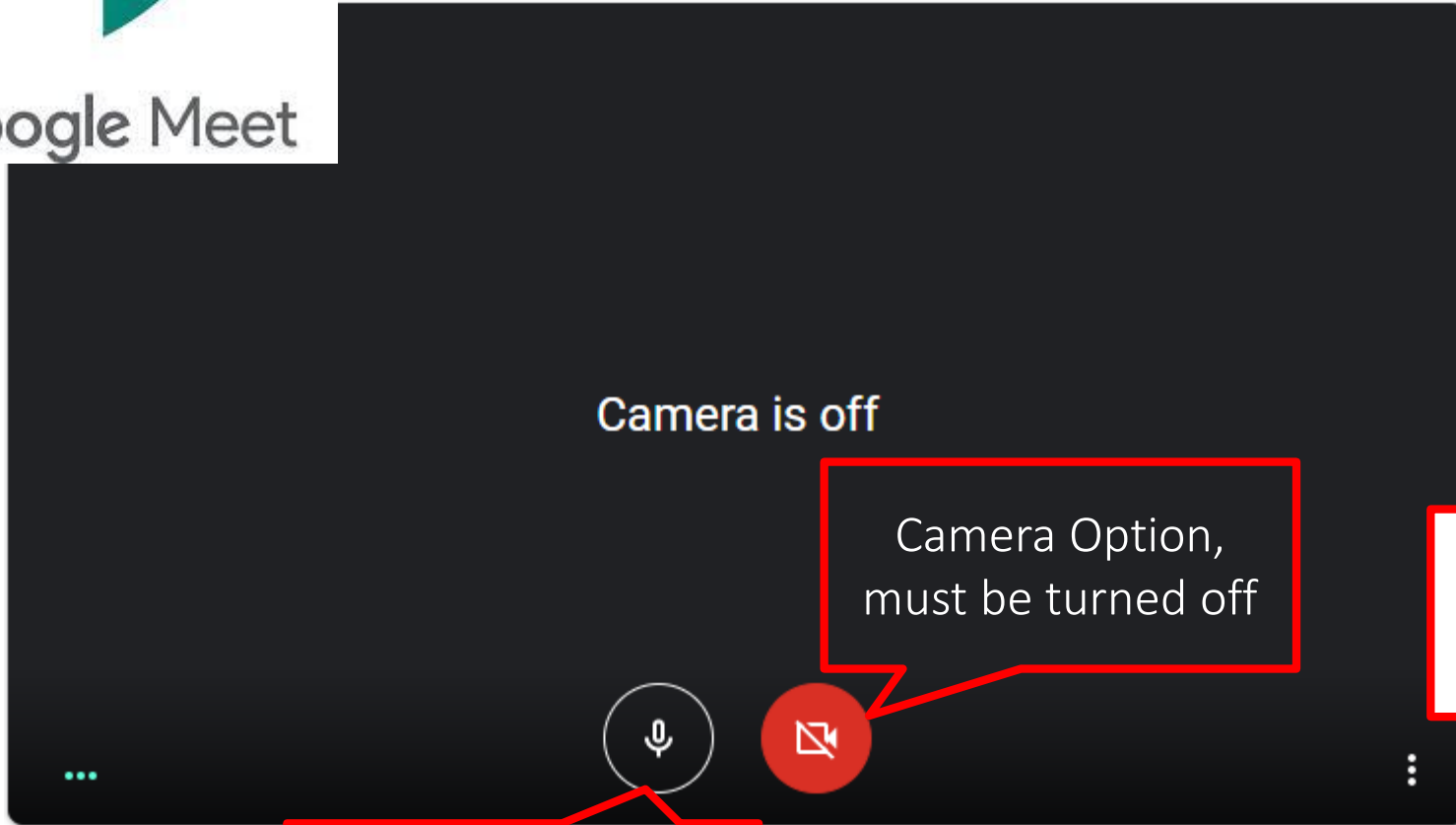
meet.google.com/owz-afry-vvt

Here is the Lecture Invitation, Just **Click** at Lecture Time to Attend Lecture



Using Google Meet

Google Meet



Camera is off

Camera Option,
must be turned off

Microphone
Must be muted during
lecture

Ready to join?

No one else is here

Join now


Present

Click Join Now to
Attend the Lecture

er options

se a phone for audio

All Student and Instructor List in Lecture



You will see a lecture presentation like this

Welcome to Term 201

Introduction to Web Development

Important Contacts

For any inquires or technical support, please send us an email or visit EDUHUB



Just Scan

e-learning@psu.edu.sa

elearning@psu.edu.sa

servicedesk@psu.edu.sa



<https://eduhub.psu.edu.sa>